

# JF-240UV

## Flatbed Printer

<b>Printing Method</b>		On-demand Piezo head
<b>Print Head (Drop Size)</b>		UV printing dedicated printhead, 4 pl
<b>Printing Area (W x L)</b>		24 x 20 in. (609.6 x 508 mm)
<b>Max. Media Area (W x L x H)</b>	<b>Size</b>	25.6 x 21.7 x 11.8 in. (650 x 550 x 300 mm)
	<b>Weight</b>	Less than 15 kg
<b>Media Height Adjustment</b>		AMC™
<b>Speed</b>	<b>Production</b>	5.78 m²/hr
	<b>Quality</b>	3.90 m²/hr
	<b>Hi-density</b>	1.91 m²/hr
<b>Ink</b>	<b>Type</b>	UV curable ink
	<b>Capacity</b>	1 liter
	<b>Colors</b>	C/M/Y/K + W/V (optional)
<b>Ink Curing Unit</b>		Dual UV LED lamps
<b>Printing Resolutions</b>		1440 x 720 dpi ~ 1440 x 1440 dpi
<b>Distance Accuracy – When Printing</b>		Error of less than +/- 0.3 % of distance traveled, or +/- 0.3 mm (0.01 in.), whichever is greater
<b>Z axis Movement</b>		Motorized
<b>Control Panel</b>		Touch Screen
<b>Interface</b>		Ethernet 1000BASE-T
<b>Operating Environment (Temperature/Humidity)</b>		22 °C - 30 °C (71.6 °F - 86 °F) / (40 % - 60 % humidity), higher is recommended
<b>Operating Voltage</b>		110 - 240V AC, 50/60 HZ
<b>Power Consumption – Operating</b>		115V AC (60 HZ) (Max. 270 W), 220V AC (50 HZ) (Max. 260 W)
<b>Power Consumption – Stand by</b>		115V AC (60 HZ) (Max.160 W), 220V AC (50 HZ) (Max. 200 W )
<b>Dimension (W x L x H)</b>	<b>Printer</b>	1760 x 1160 x 1140 mm
		69.3 x 45.7 x 44.9 in.
	<b>Shipping</b>	2000 x 1300 x 1360 mm
<b>Net Weight</b>	<b>Printer</b>	262 Kg
		366 Kg
	<b>Shipping</b>	366 Kg
<b>Optional</b>		Rotary attachment
		Roll to Roll system
		Fume Extraction Unit

\* Above specifications are subject to change without prior notice.

## JF-240UV

### Flatbed Printer

#### Optional



Industrial-grade UV printer offers astonishing print quality with surpassing throughput

11.8" Media Thickness

Dual-UV LED

ADA & Tactile



- ♦ 24" x 20" Flatbed UV Printer
- ♦ Max. of 11.8" media thickness
- ♦ Dual UV LED Lamps
- ♦ 1 liter bulk ink system

- ♦ Printhead Gap Auto-Adjustment
- ♦ Auto Media Calibration (AMC™)
- ♦ Excellence in ADA and 3D tactile printing
- ♦ Roll to Roll system / Rotary Attachment (optional item)



GCC Headquarters 4F-1., No.236, Fude 2nd Rd., Xizhi Dist., New Taipei City 22151, Taiwan 886-2-6616-6692 Fax : 886-2-2694-6875  
GCC China No.1, Chen Feng Road, Yushan, Kunshan, Jiangsu 215300, China 86-512-5726-1515 Fax : 86-512-5726-1518  
GCC Europe B.V. Eglantierbaan 43-45, 2908 LV, Capelle a/d IJssel, The Netherlands 31-10-458-9367 Fax : 31-10-451-9874  
GCC America, Inc 20453 E Valley Blvd. Walnut, CA 91789, USA 1-909-718-0248 Fax : 1-909-718-0251  
US & Canada Only Toll Free: 1-888-284-5211

[www.GCCworld.com](http://www.GCCworld.com)






The innovative GCC Flatbed UV Printer, JF-240UV, comes with high throughput, standard dual-UV LED lamps, 1 liter bulk ink, four colors CMYK and optional Varnish and White color that offer outstanding printing quality for industrial market. With applicable to a maximum of 30cm tall object and superior print area, GCC JF-240UV Flatbed Printer eliminates the limitation of printing.

## Application

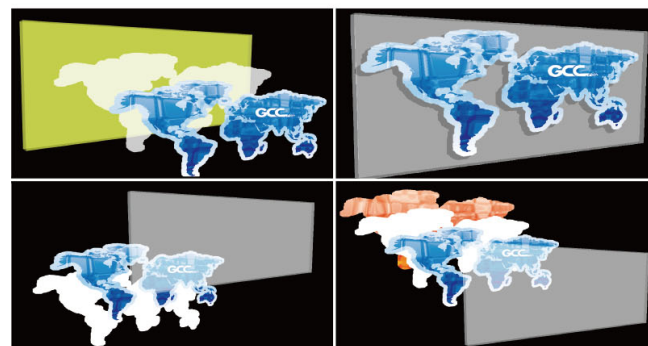
### Color Varnish (Patented)

Color varnish function is an excellent helper of color customization and fully exhibits the promoting effects, which offers added value on products and presents eye-catching printing quality.



### Dedicated White Solution

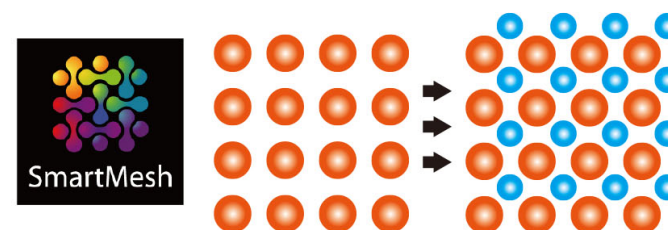
Four white ink printing modes fulfill the majority of applications and deliver vibrant colors on commonly used material as well as dark and transparent media.



## Feature


### SmartMESH™

The advanced SmartMESH™ technology is to produce smooth tonal gradation and exceptional color gamut by applying complex algorithm to ink jetting patterns control. It effectively solves the banding issues and greatly increases image quality.




### Auto Media Calibration (AMC™)

The gauges the distance between the print heads and loaded media can be automatically detected and adjusted to the optimized position based on the thickness of the loaded media.



### Printhead Gap Auto-adjustment

Printhead Gap Auto-detection can lower the platform automatically when detecting obstacles blocking the movement of printhead before printing to avoid printhead loss.



### Motorized Z Axis Adjustment

Motorized z-axis positioning table provides an easy and precise platform height adjustment by one touch for load elevation.

